
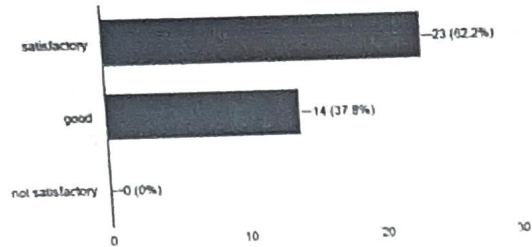


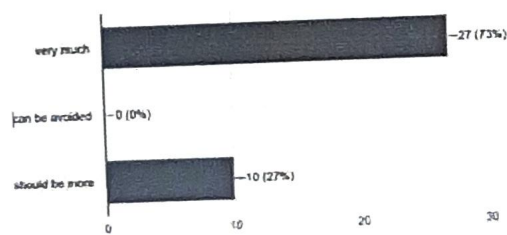


SINHGAD TECHNICAL EDUCATION SOCIETY'S  
**SINHGAD COLLEGE OF ARCHITECTURE, PUNE 41**  
 Academic Year: 2019-20

2019-20 FEEDBACK - FACULTY																																
RESULT	ANALYSIS	ACTION TAKEN																														
<p>1. b) I TAUGHT FOLLOWING SUBJECTS IN LAST ACADEMIC YEAR - II Year 25 responses</p> <table border="1"> <caption>1. b) I TAUGHT FOLLOWING SUBJECTS IN LAST ACADEMIC YEAR - II Year</caption> <thead> <tr> <th>Subject</th> <th>Count</th> <th>Percentage</th> </tr> </thead> <tbody> <tr><td>Design</td><td>7</td><td>28%</td></tr> <tr><td>BTM</td><td>7</td><td>28%</td></tr> <tr><td>TO5</td><td>1</td><td>4%</td></tr> <tr><td>ADO</td><td>2</td><td>8%</td></tr> <tr><td>HOA</td><td>5</td><td>20%</td></tr> <tr><td>BS</td><td>4</td><td>16%</td></tr> <tr><td>SL</td><td>1</td><td>4%</td></tr> <tr><td>TC</td><td>4</td><td>16%</td></tr> <tr><td>WD</td><td>5</td><td>20%</td></tr> </tbody> </table>	Subject	Count	Percentage	Design	7	28%	BTM	7	28%	TO5	1	4%	ADO	2	8%	HOA	5	20%	BS	4	16%	SL	1	4%	TC	4	16%	WD	5	20%	<p>Design and Building technology being the most important subjects have maximum core faculty teaching these subjects. Also they are viva voca subjects.</p>	<p>Combination of senior and junior faculty in Design and BTM has been continued .</p>
Subject	Count	Percentage																														
Design	7	28%																														
BTM	7	28%																														
TO5	1	4%																														
ADO	2	8%																														
HOA	5	20%																														
BS	4	16%																														
SL	1	4%																														
TC	4	16%																														
WD	5	20%																														
<p>1. d) I TAUGHT FOLLOWING SUBJECTS IN LAST ACADEMIC YEAR - IV Year 24 responses</p> <table border="1"> <caption>1. d) I TAUGHT FOLLOWING SUBJECTS IN LAST ACADEMIC YEAR - IV Year</caption> <thead> <tr> <th>Subject</th> <th>Count</th> <th>Percentage</th> </tr> </thead> <tbody> <tr><td>Design</td><td>4</td><td>16.7%</td></tr> <tr><td>ADTS</td><td>5</td><td>20.8%</td></tr> <tr><td>PP</td><td>5</td><td>20.8%</td></tr> <tr><td>US</td><td>3</td><td>12.5%</td></tr> <tr><td>RIA</td><td>4</td><td>16.7%</td></tr> <tr><td>GSE</td><td>4</td><td>16.7%</td></tr> <tr><td>SW</td><td>3</td><td>12.5%</td></tr> <tr><td>ELE II</td><td>5</td><td>20.8%</td></tr> <tr><td>ELE III</td><td>1</td><td>4.2%</td></tr> </tbody> </table>	Subject	Count	Percentage	Design	4	16.7%	ADTS	5	20.8%	PP	5	20.8%	US	3	12.5%	RIA	4	16.7%	GSE	4	16.7%	SW	3	12.5%	ELE II	5	20.8%	ELE III	1	4.2%	<p>Senior classes like 4<sup>th</sup> year have subjects required for an architectural practise. Faculty having specialisation in that particular degree or practising /visiting faculty are required.</p>	<p>Requirement of senior visiting faculty in 4<sup>th</sup> year.</p>
Subject	Count	Percentage																														
Design	4	16.7%																														
ADTS	5	20.8%																														
PP	5	20.8%																														
US	3	12.5%																														
RIA	4	16.7%																														
GSE	4	16.7%																														
SW	3	12.5%																														
ELE II	5	20.8%																														
ELE III	1	4.2%																														
<p>1. e) I TAUGHT FOLLOWING SUBJECTS IN LAST ACADEMIC YEAR - V Year 18 responses</p> <table border="1"> <caption>1. e) I TAUGHT FOLLOWING SUBJECTS IN LAST ACADEMIC YEAR - V Year</caption> <thead> <tr> <th>Subject</th> <th>Count</th> <th>Percentage</th> </tr> </thead> <tbody> <tr><td>ADP</td><td>15</td><td>83.3%</td></tr> <tr><td>ELE IV</td><td>4</td><td>22.2%</td></tr> </tbody> </table>	Subject	Count	Percentage	ADP	15	83.3%	ELE IV	4	22.2%	<p>Architectural design project / thesis – all core faculty having 5 years' experience guide these students over and above their workload.</p>	<p>Requirement of senior visiting faculty in 5<sup>th</sup> year. Regular juries by experts are needed.</p>																					
Subject	Count	Percentage																														
ADP	15	83.3%																														
ELE IV	4	22.2%																														
<p>2. I COULD COMPLETE SYLLABUS CONTENT ON TIME FOR ALL SUBJECTS I TAUGHT IN BOTH SEMESTERS OF LAST ACADEMIC YEAR 37 responses</p> <table border="1"> <caption>2. I COULD COMPLETE SYLLABUS CONTENT ON TIME FOR ALL SUBJECTS I TAUGHT IN BOTH SEMESTERS OF LAST ACADEMIC YEAR</caption> <thead> <tr> <th>Response</th> <th>Count</th> <th>Percentage</th> </tr> </thead> <tbody> <tr><td>efficiently without problems</td><td>25</td><td>67.6%</td></tr> <tr><td>syllabus completed</td><td>2</td><td>5.4%</td></tr> <tr><td>excess of quantum of contents required</td><td>10</td><td>26.9%</td></tr> </tbody> </table>	Response	Count	Percentage	efficiently without problems	25	67.6%	syllabus completed	2	5.4%	excess of quantum of contents required	10	26.9%	<p>Core faculty have been efficiently completing as per syllabus content. Extra classes have been conducted and a overall schedule is worked out.</p>	<p>NA</p>																		
Response	Count	Percentage																														
efficiently without problems	25	67.6%																														
syllabus completed	2	5.4%																														
excess of quantum of contents required	10	26.9%																														
<p>3. I FOUND THEORY AND STUDIO TEACHING COMBINATION IN SYLLABUS 27 responses</p> <table border="1"> <caption>3. I FOUND THEORY AND STUDIO TEACHING COMBINATION IN SYLLABUS</caption> <thead> <tr> <th>Response</th> <th>Count</th> <th>Percentage</th> </tr> </thead> <tbody> <tr><td>well proportioned</td><td>22</td><td>81.5%</td></tr> <tr><td>theory subjects need more credits or time</td><td>7</td><td>25.9%</td></tr> <tr><td>no change required</td><td>8</td><td>29.6%</td></tr> </tbody> </table>	Response	Count	Percentage	well proportioned	22	81.5%	theory subjects need more credits or time	7	25.9%	no change required	8	29.6%	<p>75% Faculty have found the syllabus well balanced and no change is needed. 25 % say extra credits needed for theory subjects.</p>	<p>NA</p>																		
Response	Count	Percentage																														
well proportioned	22	81.5%																														
theory subjects need more credits or time	7	25.9%																														
no change required	8	29.6%																														






*Signature*

<p>4. I FOUND ATTENTIVENESS AND ATTENDANCE OF STUDENTS IN MY CLASSES</p> <p>37 responses</p>  <table border="1"> <thead> <tr> <th>Category</th> <th>Count</th> <th>Percentage</th> </tr> </thead> <tbody> <tr> <td>satisfactory</td> <td>23</td> <td>62.2%</td> </tr> <tr> <td>good</td> <td>14</td> <td>37.8%</td> </tr> <tr> <td>not satisfactory</td> <td>0</td> <td>0%</td> </tr> </tbody> </table>	Category	Count	Percentage	satisfactory	23	62.2%	good	14	37.8%	not satisfactory	0	0%	<p>99% Students attend and are attentive .</p>	<p>NA</p>
Category	Count	Percentage												
satisfactory	23	62.2%												
good	14	37.8%												
not satisfactory	0	0%												
<p>5. I FOUND CO-CURRICULAR ACTIVITIES AS STUDY TOURS, SITE VISIT, HANDS-ON WORKSHOPS, EXPERTS' LECTURE, JURY APPROPRIATELY COULD BE COVERED IN SYLLABUS CONTENT</p> <p>37 responses</p>  <table border="1"> <thead> <tr> <th>Category</th> <th>Count</th> <th>Percentage</th> </tr> </thead> <tbody> <tr> <td>efficiently</td> <td>23</td> <td>62.2%</td> </tr> <tr> <td>need to carve out by faculty with diffi...</td> <td>8</td> <td>21.6%</td> </tr> <tr> <td>syllabus need to be more inclusive</td> <td>8</td> <td>21.6%</td> </tr> </tbody> </table>	Category	Count	Percentage	efficiently	23	62.2%	need to carve out by faculty with diffi...	8	21.6%	syllabus need to be more inclusive	8	21.6%	<p>About 62% faculty say study tour , site visits juries, are appropriately included in the syllabus. 22% say it needs to be specified clearly. And 22% have insufficient time for co curricular activities.</p>	<p>Each faculty takes the responsibility well of including site visits.</p>
Category	Count	Percentage												
efficiently	23	62.2%												
need to carve out by faculty with diffi...	8	21.6%												
syllabus need to be more inclusive	8	21.6%												
<p>6. I FOUND SUCCESS TO IMPLEMENT PERIODIC ASSESSMENT, EVALUATION AND REMEDIAL ACTIONS TO COMPLETE SYLLABUS AT THE SAME TIME TO ENHANCE QUALITY OF TEACHING-LEARNING ARE (can tick more than one)</p> <p>37 responses</p>  <table border="1"> <thead> <tr> <th>Category</th> <th>Count</th> <th>Percentage</th> </tr> </thead> <tbody> <tr> <td>periodic and advance planning of academi...</td> <td>33</td> <td>89.2%</td> </tr> <tr> <td>intermittent interaction with parents</td> <td>11</td> <td>29.7%</td> </tr> <tr> <td>counselling with students</td> <td>22</td> <td>59.5%</td> </tr> </tbody> </table>	Category	Count	Percentage	periodic and advance planning of academi...	33	89.2%	intermittent interaction with parents	11	29.7%	counselling with students	22	59.5%	<p>90% faculty are successful in teaching due to regular assessment and evaluation.</p>	<p>NA</p>
Category	Count	Percentage												
periodic and advance planning of academi...	33	89.2%												
intermittent interaction with parents	11	29.7%												
counselling with students	22	59.5%												
<p>7. I FOUND USE OF ICT (Information and Communications Technology) NEEDED FOR TEACHING SYLLABUS CONTENT</p> <p>37 responses</p>  <table border="1"> <thead> <tr> <th>Category</th> <th>Count</th> <th>Percentage</th> </tr> </thead> <tbody> <tr> <td>very much</td> <td>27</td> <td>73%</td> </tr> <tr> <td>can be avoided</td> <td>0</td> <td>0%</td> </tr> <tr> <td>should be more</td> <td>10</td> <td>27%</td> </tr> </tbody> </table>	Category	Count	Percentage	very much	27	73%	can be avoided	0	0%	should be more	10	27%	<p>73 % find OCT very much needed, 27 % say there should be additional.</p>	<p>Additional OCT can be implemented.</p>
Category	Count	Percentage												
very much	27	73%												
can be avoided	0	0%												
should be more	10	27%												




*B. B. B.*

<p>8. I FOUND E-CONTENT OF SYLLABUS FOR TEACHING TO BE DEVELOPED BECAUSE</p> <p>37 responses</p>  <table border="1"> <thead> <tr> <th>Response</th> <th>Count</th> <th>Percentage</th> </tr> </thead> <tbody> <tr> <td>70% of syllabus could be planned for e-learning</td> <td>10</td> <td>51.4%</td> </tr> <tr> <td>30% of syllabus could be planned for e-learning</td> <td>14</td> <td>37.8%</td> </tr> <tr> <td>All could be planned for e-learning</td> <td>5</td> <td>13.5%</td> </tr> </tbody> </table>	Response	Count	Percentage	70% of syllabus could be planned for e-learning	10	51.4%	30% of syllabus could be planned for e-learning	14	37.8%	All could be planned for e-learning	5	13.5%	<p>52% say e content can be 70% of syllabus,</p> <p>38% say e content can be 30% of syllabus,</p> <p>14% say e content can be 100% of syllabus,</p>	<p>100% cannot be taught as Architecture does need practical knowledge.</p>			
Response	Count	Percentage															
70% of syllabus could be planned for e-learning	10	51.4%															
30% of syllabus could be planned for e-learning	14	37.8%															
All could be planned for e-learning	5	13.5%															
<p>9. I SUGGEST SYLLABUS TO BE MORE FLEXIBLE TO CREATE INTERESTS IN STUDENTS BY ENCOURAGING THROUGH (CAN TICK MORE THAN ONE)</p> <p>37 responses</p>  <table border="1"> <thead> <tr> <th>Suggestion</th> <th>Count</th> <th>Percentage</th> </tr> </thead> <tbody> <tr> <td>research projects</td> <td>29</td> <td>78.4%</td> </tr> <tr> <td>use of library</td> <td>23</td> <td>62.2%</td> </tr> <tr> <td>credits for participation in academic c...</td> <td>24</td> <td>64.9%</td> </tr> <tr> <td>involvement in social welfare program</td> <td>17</td> <td>45.9%</td> </tr> </tbody> </table>	Suggestion	Count	Percentage	research projects	29	78.4%	use of library	23	62.2%	credits for participation in academic c...	24	64.9%	involvement in social welfare program	17	45.9%	<p>79 % say syllabus must be more flexible.</p>	<p>As per students inclination – Research or workshops or welfare programmes we can introduce such subjects in Electives.</p>
Suggestion	Count	Percentage															
research projects	29	78.4%															
use of library	23	62.2%															
credits for participation in academic c...	24	64.9%															
involvement in social welfare program	17	45.9%															
<p>10. MY SPECIFIC SUGGESTION FOR SYLLABUS REVISION (WRITE IN WORDS)</p> <p>37 responses</p> <ul style="list-style-type: none"> <li>We should include more digital platform.</li> <li>More practical knowledge can be involved.</li> <li>Make more time for academics than extra curricular</li> <li>More new technology and resources needs to be explored and implemented</li> <li>Need more practical approach</li> <li>Should have more interaction with construction industry than research</li> <li>Competition participation should add credits in their mark sheets</li> <li>Needs to be in combination with hands on training with theory base</li> <li>More involvement in co-curricular and extra curricular activities apart from curriculum/syllabus completion.</li> </ul>		<p>Practical application. More digital Site visits needed.</p>															



*Blaw*

2019-20 FEEDBACK - EMPLOYERS		
RESULT	ANALYSIS	ACTION TAKEN
<p>STES's Sinhgad College of Architecture, Pune FEEDBACK FORM: EMPLOYER 30 responses</p> <p>Publish analytics</p> <p>Overview section</p> <p>1. I AM SATISFIED WITH SUBJECTS AND CONTENTS IN SYLLABUS OF SPPU(SAVITRIBAI PHULE PUNE UNIVERSITY) FOR ALL FIVE YEARS TO PRODUCE EFFICIENT ARCHITECTS 30 responses</p>	<p>64 % of the Employers are satisfied with the contents of SPPU syllabus and its relevance in educating efficient architects.</p> <p>However less than 40% say there is still scope for improvement in the syllabus.</p>	<p>As per the remarks more site visits to understand the practicalities would be incorporated while teaching the students.</p> <p>Students software expertise to be enhanced</p>
<p>2. I FOUND USE OF ICT (Information and Communications Technology) CONTENT IN SYLLABUS FOR PRODUCING EFFICIENT ARCHITECTS IS 30 responses</p>	<p>More than 40% of Employers say the use of ICT in the Syllabus must be increased and more emphasis must be given. However about 40% say already the emphasis given is satisfactory. 17% say ICT in the syllabus is not satisfactory.</p>	<p>Use of ICT in the recent 2019 syllabus has been introduced from 1st year B.Arch. Introduction of ICT to be used in collection of submissions and used for tests. New software's to be used.</p>
<p>3. I FOUND 120 DAYS PRACTICAL TRAINING IN NINTH SEMESTER AS PER SYLLABUS IS APPROPRIATE 30 responses</p>	<p>Almost 67% of Employers find 120 days of Practical Training satisfactory, about 30 % say Practical Training should be increased for more than 120 days.</p>	<p>We encourage our students to re-join the same office for at least one year , after Final Year B.Arch. This is advantageous to both student and employer. The student is familiar with the philosophy and systems of the office and takes more responsibility.</p>
<p>4. I FOUND PERFORMANCE OF TRAINEE IN MY OFFICE IS 30 responses</p>	<p>More than 80% of the Employers found the trainees performance satisfactory and very satisfactory. Less than 17 % found more efforts are necessary.</p>	<p>Our system of log books, diary and Practical Training viva encourages our students to perform their utmost best with sincerity. The students education is oriented towards high level performance.</p>



*B. B. B.*

<p>9/2/2020 STES's Sinhgad College of Architecture, Pune FEEDBACK FORM: EMPLOYER</p> <p>5. MY SUGGESTION TO COLLEGE TO IMPROVE QUALITY OF PERFORMANCE OF ALUMNUS (WRITE IN WORDS)</p> <p>30 responses</p> <p>More field trips should be there , more exposure can be helpful</p> <p>No</p> <p>Focus more on practical knowledge</p> <p>There should be some kind of interconnection, involvement of alumnus in college.</p> <p>More software development</p> <p>A need of friendly atmosphere, college should feel like educational space rather than any office, interaction between faculty and students apart from syllabus should be improved.</p> <p>More site visits, more lectures by the expertise.</p> <p>Abcd</p>	<p>Practical Knowledge, field trips, software knowledge, lectures by experts</p>	<p>We may increase number of practising visiting faculty for better exposure of practical work.</p>
<p>9/2/2020 STES's Sinhgad College of Architecture, Pune FEEDBACK FORM: EMPLOYER</p> <p>6. MY SUGGESTION FOR SYLLABUS REVISION TO PRODUCE EFFICIENT ARCHITECTS (WRITE IN WORDS)</p> <p>30 responses</p> <p>More introduction to architectural competitions will be helpful and interesting</p> <p>Include more practical approach towards designs and other subjects</p> <p>Not really. But needs practising faculty that would be beneficial to college and students.</p> <p>More practical designing subject and site exposure</p> <p>Practical studies should be introduced. How to survive in practical world in architectural field, should be taught. Real life knowledge and experiences should be shared by faculties to keep the passion going.</p> <p>A year of a internship in last sem and more practical and industrial knowledge to be given.</p> <p>Yes</p>	<p>Introduction of Architectural competitions, additional visiting faculty would add to the practical knowledge of the student. One year internship encouraged for practical knowledge.</p>	<p>We encourage our student to participate in various national level and international level competitions.</p> <p>We may increase number of practising visiting faculty for better exposure of practical work.</p> <p>We encourage our students to re-join the same office for at least one year</p>



*B. B. B.*

2019-20 FEEDBACK - ALUMINI								
RESULT	ANALYSIS	ACTION TAKEN						
<p>1. I FOUND QUANTUM OF SYLLABUS CONTENT OF SPPU FOR ALL FIVE YEARS 61 responses</p> <table border="1"> <tr><td>adequately completed</td><td>43 (70.5%)</td></tr> <tr><td>somehow completed</td><td>12 (19.7%)</td></tr> <tr><td>revision required</td><td>13 (21.2%)</td></tr> </table>	adequately completed	43 (70.5%)	somehow completed	12 (19.7%)	revision required	13 (21.2%)	<p>Almost 70% of the Alumni says that they could efficiently complete the quantum of syllabus content of SPPU, almost 19% says that they could somehow completed it, however almost 11% says that the revision is required in it.</p>	<p>Prior planning and scheduling to complete the syllabus.</p>
adequately completed	43 (70.5%)							
somehow completed	12 (19.7%)							
revision required	13 (21.2%)							
<p>2. I FOUND THEORY AND STUDIO TEACHING COMBINATION IN SYLLABUS 61 responses</p> <table border="1"> <tr><td>well proportioned</td><td>38 (62.3%)</td></tr> <tr><td>theory subjects need more allotment of</td><td>10 (16.4%)</td></tr> <tr><td>no change required</td><td>16 (26.2%)</td></tr> </table>	well proportioned	38 (62.3%)	theory subjects need more allotment of	10 (16.4%)	no change required	16 (26.2%)	<p>59% of the Alumni says that Theory &amp; Studio subjects' combination is well proportioned in SPPU syllabus, however 15% says that Theory subjects need more allotment of marks/credits and time. Almost 26% says that there is no change required in it.</p>	<p>About 66% say the ratio of theory and studio is fine , however more credits could be included in theory.</p>
well proportioned	38 (62.3%)							
theory subjects need more allotment of	10 (16.4%)							
no change required	16 (26.2%)							
<p>3. I FOUND CO-CURRICULAR ACTIVITIES AS STUDY TOURS, SITE VISIT, HANDS-ON WORKSHOPS, EXPERTS' LECTURE, JURY APPROPRIATELY COVERED IN THE SYLLABUS 61 responses</p> <table border="1"> <tr><td>very true</td><td>38 (62.3%)</td></tr> <tr><td>faculty needed to carve out with diffc.</td><td>10 (16.4%)</td></tr> <tr><td>syllabus need to be more inclusive</td><td>20 (32.8%)</td></tr> </table>	very true	38 (62.3%)	faculty needed to carve out with diffc.	10 (16.4%)	syllabus need to be more inclusive	20 (32.8%)	<p>Almost 62% says that they find all the co-curricular activities were appropriately covered in the syllabus, 16% says that faculty needed to carve out with difficulties, and almost 24% says that the syllabus needs to be more inclusive.</p>	<p>Co curricular should be part of syllabus so a separate amount of time is not spent. Eg workshops a part of class itself.</p>
very true	38 (62.3%)							
faculty needed to carve out with diffc.	10 (16.4%)							
syllabus need to be more inclusive	20 (32.8%)							
<p>4. I FOUND EMPHASISE TO USE ICT (Information and Communications Technology) FOR TEACHING SYLLABUS CONTENT REQUIRED 61 responses</p> <table border="1"> <tr><td>more</td><td>46 (73.6%)</td></tr> <tr><td>as is</td><td>18 (29.5%)</td></tr> </table>	more	46 (73.6%)	as is	18 (29.5%)	<p>Almost 73% says that they found use of ICT for teaching syllabus content should be more emphasized, and 27% says that the current technology is all right.</p>	<p>Use of ICT can be increased</p>		
more	46 (73.6%)							
as is	18 (29.5%)							



*Bbiv*

6. MY SUGGESTION FOR REVISION OF SYLLABUS TO PRODUCE EFFICIENT ARCHITECT (WRITE IN WORDS)

59 responses

More involvement of faculty and increased site visits and outdoor learning

We need to encourage students to be curious in learning new software and technologies with time.

Need to improve syllabus. Add new ideas techniques, technology related knowledge, etc. in the syllabus.


The syllabus should have more of hands on experience which will make the students street smart instead of book smart. Students should be taught more softwares from the beginning itself which will help them explore their creative side. First two and half years of hand drafting is not needed, autocad should be taught early. Lumion rhino 3d max should be taught from the first year itself. Also the course should be completed in 3 years as it is all over the world instead of 5 years!

Frequent tutorials and assessment of internal marks should be done in a more fair way. It was very evident that selected students were favoured during the whole course of study. This severely affects the potential and ability of other Students. A lot of students were neglected the required attention because they were underperforming

Many of the alumni says that there should be improvement in syllabus to include more co-curricular activities, software learning should be encouraged more and it should include learning of new techniques and technology.


As per the remarks more site visits to understand the practicalities would be incorporated while teaching the students.

Students software expertise to be enhanced.





Bbq


2019-20 FEEDBACK - STUDENTS														
RESULT	ANALYSIS	ACTION TAKEN												
<p>1. I UNDERSTOOD TEACHINGS OF ALL THEORY SUBJECTS IN BOTH TERMS OF LAST ACADEMIC YEAR 261 responses</p> <table border="1"> <caption>Data for Question 1</caption> <thead> <tr> <th>Response</th> <th>Count</th> <th>Percentage</th> </tr> </thead> <tbody> <tr> <td>without any problem</td> <td>209</td> <td>78.9%</td> </tr> <tr> <td>not understood properly</td> <td>57</td> <td>21.8%</td> </tr> </tbody> </table>	Response	Count	Percentage	without any problem	209	78.9%	not understood properly	57	21.8%	<p>79 % of the Students are satisfied with the teaching methods of Theory subjects of SPPU syllabus and its application in other subjects.</p> <p>However, 21% says there is still scope for improvement in teaching methods of Theory subjects in order to understand it properly.</p>	<p>Revision classes and mock tests have been introduced this helps weak students understand better.</p>			
Response	Count	Percentage												
without any problem	209	78.9%												
not understood properly	57	21.8%												
<p>2. I FOUND ALLOTTED MARKS OR CREDITS FOR THEORY SUBJECTS IN SYLLABUS 261 responses</p> <table border="1"> <caption>Data for Question 2</caption> <thead> <tr> <th>Response</th> <th>Count</th> <th>Percentage</th> </tr> </thead> <tbody> <tr> <td>well proportioned</td> <td>203</td> <td>77.8%</td> </tr> <tr> <td>need more</td> <td>59</td> <td>22.6%</td> </tr> </tbody> </table>	Response	Count	Percentage	well proportioned	203	77.8%	need more	59	22.6%	<p>78% of the Students says that marks or credits allotted for theory subjects in SPPU syllabus are well proportioned.</p> <p>However about 22% says that more credits or marks should be allotted for the theory subjects.</p>	<p>Theory classes may have more credits or part teaching is with studio classes.</p>			
Response	Count	Percentage												
well proportioned	203	77.8%												
need more	59	22.6%												
<p>3. I FOUND QUANTUM OF CONTENT IN SYLLABUS for COMPLETING ALL ASSIGNMENTS FOR ALL SUBJECTS IN BOTH SEMESTERS OF LAST ACADEMIC YEAR 261 responses</p> <table border="1"> <caption>Data for Question 3</caption> <thead> <tr> <th>Response</th> <th>Count</th> <th>Percentage</th> </tr> </thead> <tbody> <tr> <td>Not stressful</td> <td>143</td> <td>54.5%</td> </tr> <tr> <td>Stressful</td> <td>120</td> <td>46%</td> </tr> </tbody> </table>	Response	Count	Percentage	Not stressful	143	54.5%	Stressful	120	46%	<p>Almost 55% of the students find the quantum of syllabus is not stressful in order to complete all the assignments, however about 45% says that it is stressful.</p>	<p>46 % find it stressful , therefore more care for a well-planned overall schedule is required.</p>			
Response	Count	Percentage												
Not stressful	143	54.5%												
Stressful	120	46%												
<p>4. MY OVERALL ATTENDANCE IN CLASSES 261 responses</p> <table border="1"> <caption>Data for Question 4</caption> <thead> <tr> <th>Response</th> <th>Count</th> <th>Percentage</th> </tr> </thead> <tbody> <tr> <td>good</td> <td>146</td> <td>55.9%</td> </tr> <tr> <td>satisfactory</td> <td>114</td> <td>42.7%</td> </tr> <tr> <td>not satisfactory</td> <td>13</td> <td>5%</td> </tr> </tbody> </table>	Response	Count	Percentage	good	146	55.9%	satisfactory	114	42.7%	not satisfactory	13	5%	<p>Almost 56% of the Students find their overall attendance is good, and almost 43% find it satisfactory, however 1% of the students feels their attendance is not satisfactory.</p>	<p>Most students are regular and have good attendance.</p>
Response	Count	Percentage												
good	146	55.9%												
satisfactory	114	42.7%												
not satisfactory	13	5%												



*bbw*



<p>5. I FOUND CO-CURRICULAR ACTIVITIES AS STUDY TOURS, SITE VISIT, HANDS-ON WORKSHOPS, EXPERTS' LECTURE, JURY APPROPRIATELY COVERED IN THE SYLLABUS 261 responses</p>  <table border="1"> <thead> <tr> <th>Response</th> <th>Count</th> <th>Percentage</th> </tr> </thead> <tbody> <tr> <td>very efficiently</td> <td>159</td> <td>60.9%</td> </tr> <tr> <td>syllabus need to be more flexible</td> <td>102</td> <td>41.4%</td> </tr> </tbody> </table>	Response	Count	Percentage	very efficiently	159	60.9%	syllabus need to be more flexible	102	41.4%	<p>Almost 60% of the students finds co-curricular activities as suggested in SPPU syllabus have undertaken very efficiently, however 40% of the students feels that syllabus should be more flexible.</p>	<p>Flexibility is needed , choice bases electives can cater to this. Hands on workshops may be introduced.</p>			
Response	Count	Percentage												
very efficiently	159	60.9%												
syllabus need to be more flexible	102	41.4%												
<p>6. I FOUND USE OF ICT (Information and Communications Technology) NEEDED FOR TEACHING SYLLABUS CONTENT 261 responses</p>  <table border="1"> <thead> <tr> <th>Response</th> <th>Count</th> <th>Percentage</th> </tr> </thead> <tbody> <tr> <td>very much</td> <td>131</td> <td>50.2%</td> </tr> <tr> <td>can be avoided</td> <td>28</td> <td>12.8%</td> </tr> <tr> <td>should be more</td> <td>102</td> <td>39.1%</td> </tr> </tbody> </table>	Response	Count	Percentage	very much	131	50.2%	can be avoided	28	12.8%	should be more	102	39.1%	<p>Almost 50% of the students says that there should be very much use of ICT required in the syllabus content for teaching, almost 39% says it needed more than current situation, however 11% says that ICT can be avoided in teaching of the syllabus content.</p>	<p>About 50 % say ICT is because of the current situation and can be avoided, however there are tremendous benefits of this system too.</p>
Response	Count	Percentage												
very much	131	50.2%												
can be avoided	28	12.8%												
should be more	102	39.1%												
<p>7. MY SUGGESTION TO CREATE ACADEMIC INTERESTS IN STUDENTS BY (write in words) 261 responses</p> <p>No</p> <p>Nothing</p> <p>Reduce online lectures time ,it's very torturing to sit there for 7 hours in front of laptop screen..</p> <p>No comments</p> <p>All said as above</p> <p>Reducing quantum of work n speed</p>	<p>Most of the students don't have specific suggestions for the improvements &amp; implementation of additional efforts to create interest in students regarding curriculum, however few students says that reducing screen time in front of the laptop and the quantum of work can be reduced in order to create more interest in academic performance of the student.</p>	<p>Reduction of screen time teaching if possible .Modules for teaching may help.</p>												



2019-20 FEEDBACK - PARENTS														
RESULT	ANALYSIS	ACTION TAKEN												
<p>1. I FOUND MY WARD COULD COMPLETE ALL ASSIGNMENTS FOR ALL SUBJECTS IN BOTH TERMS OF LAST ACADEMIC YEAR 143 responses</p> <table border="1"> <thead> <tr> <th>Response</th> <th>Count</th> <th>Percentage</th> </tr> </thead> <tbody> <tr> <td>without any problem</td> <td>100</td> <td>69.9%</td> </tr> <tr> <td>somehow completed</td> <td>31</td> <td>21.7%</td> </tr> <tr> <td>change of quantum of content required</td> <td>17</td> <td>11.9%</td> </tr> </tbody> </table>	Response	Count	Percentage	without any problem	100	69.9%	somehow completed	31	21.7%	change of quantum of content required	17	11.9%	<p>More than 69% of the Parents says that their ward could complete all the assignments of all the subjects without any problem, almost 21% says that their ward could somehow complete it. However, 10% says that the change is required in the quantum of content of assignments for all the subjects.</p>	<p>90 % of parents say their wards complete or manage to complete all assignments, however quantum of work is high . Combining subject work could be a solution.</p>
Response	Count	Percentage												
without any problem	100	69.9%												
somehow completed	31	21.7%												
change of quantum of content required	17	11.9%												
<p>2. I FOUND THEORY AND STUDIO TEACHING COMBINATION IN SYLLABUS 143 responses</p> <table border="1"> <thead> <tr> <th>Response</th> <th>Count</th> <th>Percentage</th> </tr> </thead> <tbody> <tr> <td>well proportioned</td> <td>80</td> <td>55.9%</td> </tr> <tr> <td>theory subjects need more time and cred</td> <td>30</td> <td>21%</td> </tr> <tr> <td>no change required</td> <td>29</td> <td>20.3%</td> </tr> </tbody> </table>	Response	Count	Percentage	well proportioned	80	55.9%	theory subjects need more time and cred	30	21%	no change required	29	20.3%	<p>More than 62% of the Parents says that there is a well-proportioned combination of Theory &amp; Studio teaching in syllabus, However, 21% says that the Theory subjects needs to be given more time &amp; credits. almost 17% says that there is no change required in the syllabus regarding this.</p>	<p>NA</p>
Response	Count	Percentage												
well proportioned	80	55.9%												
theory subjects need more time and cred	30	21%												
no change required	29	20.3%												
<p>3. ATTENDANCE OF MY WARD IN BOTH TERMS OF LAST ACADEMIC YEAR 143 responses</p> <table border="1"> <thead> <tr> <th>Response</th> <th>Count</th> <th>Percentage</th> </tr> </thead> <tbody> <tr> <td>satisfactory</td> <td>87</td> <td>60.9%</td> </tr> <tr> <td>good</td> <td>79</td> <td>55.2%</td> </tr> <tr> <td>not satisfactory</td> <td>5</td> <td>3.5%</td> </tr> </tbody> </table>	Response	Count	Percentage	satisfactory	87	60.9%	good	79	55.2%	not satisfactory	5	3.5%	<p>Almost 55% of the parents says that their ward's attendance in both the semesters of last academic year is good, 45% says that it was satisfactory, and almost 1% says that it was not satisfactory.</p>	<p>NA</p>
Response	Count	Percentage												
satisfactory	87	60.9%												
good	79	55.2%												
not satisfactory	5	3.5%												
<p>4. I FOUND CO-CURRICULAR ACTIVITIES AS STUDY TOURS, SITE VISIT, HANDS-ON WORKSHOPS, EXPERTS' LECTURE, JURY ARE NECESSARY 143 responses</p> <table border="1"> <thead> <tr> <th>Response</th> <th>Count</th> <th>Percentage</th> </tr> </thead> <tbody> <tr> <td>yes</td> <td>141</td> <td>98.6%</td> </tr> <tr> <td>not required</td> <td>2</td> <td>1.4%</td> </tr> </tbody> </table>	Response	Count	Percentage	yes	141	98.6%	not required	2	1.4%	<p>More than 98% of the parents says that co-curricular activities are necessary and incorporated well in academics, 2% says that it is not required.</p>	<p>Most parents are happy with the outcome of site visits, study tour and its use in the learning experience.</p>			
Response	Count	Percentage												
yes	141	98.6%												
not required	2	1.4%												



Bbaw

<p>5. I FOUND PTA AND COUNSELLING WITH STUDENTS ARE NECESSARY TO COMPLETE AND IMPROVE QUALITY OF ASSIGNMENTS BY MY WARD 141 responses</p> <table border="1"> <thead> <tr> <th>Response</th> <th>Count</th> <th>Percentage</th> </tr> </thead> <tbody> <tr> <td>yes</td> <td>125</td> <td>87.4%</td> </tr> <tr> <td>not required</td> <td>16</td> <td>12.6%</td> </tr> </tbody> </table>	Response	Count	Percentage	yes	125	87.4%	not required	16	12.6%	<p>More than 87% of the parents says that PTA &amp; Counselling with students are necessary to complete &amp; improve the quality of student's assignments, however 13% says that it is not required.</p>	<p>NA</p>			
Response	Count	Percentage												
yes	125	87.4%												
not required	16	12.6%												
<p>6. I FOUND USE OF ICT (Information and Communications Technology) NEEDED FOR TEACHING SYLLABUS CONTENT 143 responses</p> <table border="1"> <thead> <tr> <th>Response</th> <th>Count</th> <th>Percentage</th> </tr> </thead> <tbody> <tr> <td>very much</td> <td>104</td> <td>72.7%</td> </tr> <tr> <td>not so much</td> <td>38</td> <td>27.3%</td> </tr> <tr> <td>can be avoided</td> <td>0</td> <td>0%</td> </tr> </tbody> </table>	Response	Count	Percentage	very much	104	72.7%	not so much	38	27.3%	can be avoided	0	0%	<p>More than 72% of the parents says that use of ICT is very much needed for teaching syllabus content, however 27% says that it is not required.</p>	<p>Use of ICT in the recent 2019 syllabus has been introduced from 1st year B.Arch. Introduction of ICT to be used in collection of submissions and used for tests. New software's to be used.</p>
Response	Count	Percentage												
very much	104	72.7%												
not so much	38	27.3%												
can be avoided	0	0%												
<p>7. MY SUGGESTION TO REVISE SYLLABUS TO IMPROVE PERFORMANCE OF MY WARD (WRITE IN WORDS) 142 responses</p> <ul style="list-style-type: none"> <li>No</li> <li>-</li> <li>Nothing</li> <li>Yes</li> <li>No suggestions</li> <li>Everything is fine</li> <li>In sem</li> <li>No suggestion</li> <li>The syllabus can be reduced for better performance</li> </ul>	<p>Almost all parents do not have any suggestion to revise syllabus in order to improve the performance of their ward and are happy with it, however few says that few contents can be reduced for better performance of their ward.</p>	<p>NA</p>												



*bbm*